

Exterior Door Switch Sealing

Bulletin type: Aftersales
Reference number: AFT.006.2021
Campaign reference: N/A
Attention: Retailer Aftersales Managers, Retailer Service Managers, Retailer Service Advisors, Retailer Technicians, Retailer Parts Managers,
Affected vehicles: 540C, 570S, 570GT, 600LT, 620R
Situation: Additional sealing process required
Procedure: Seal switch 13A4087CP before replacement
Date: 22nd February 2021

This bulletin will cover:

1. Situation
2. Equipment Required
3. Procedure

1. Situation

When replacing the external door switch, part number 13A4087CP, an additional process is required to seal the jointed surfaces of the part using a 3M DP604NS adhesive. The purpose of this additional sealing is as a preventative measure against the possibility of water ingress into the internal components of the switch.

2. Equipment Required

The following commercially available consumables are required to carry out this procedure. If these are not already present within your workshop, they will need to be sourced locally.



3M DP604NS



Dual dispenser
compatible with 3M
adhesives

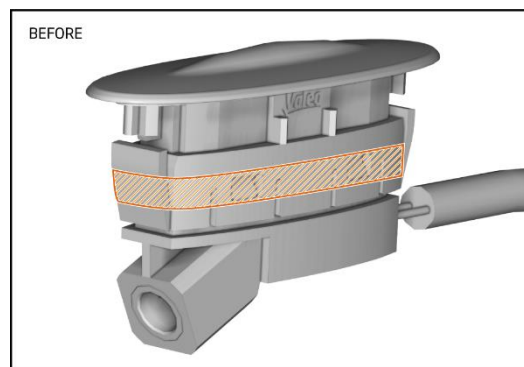
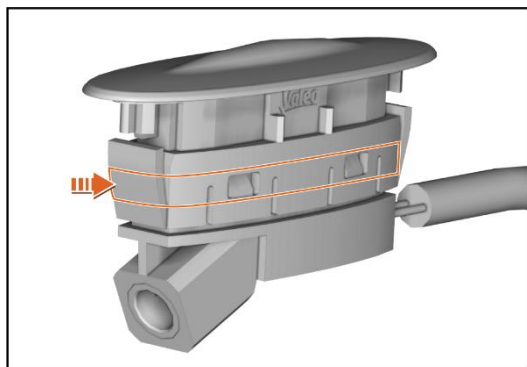


Mixing nozzles compatible
with 3M

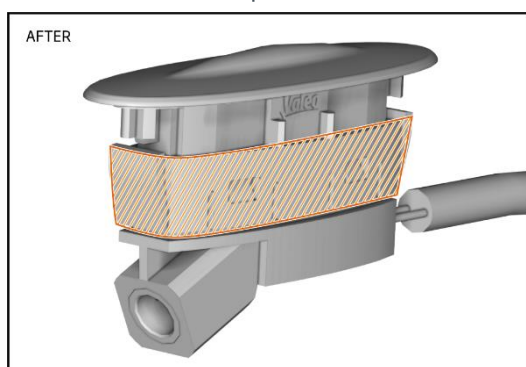
3. Procedure

Total time for the sealing procedure is an additional 0.1hrs per switch.

- 1) Using DP604NS adhesive cover the exposed gaps in the switch as shown in the image below. Apply to both sides of switch



- 2) Using a suitable tool, smooth the adhesive to ensure complete coverage around the switch. No gaps in the sealant should be present in this area



- 3) Allow the adhesive to dry for a minimum of 20 minutes before fitting switch to the vehicle

Note: This additional procedure will be added to the applicable SIS work instruction as part of the next update scheduled for April 2021 release.

If you have any questions, please speak to your Regional Aftersales Manager.

Best regards,



David Bodily
Head of Service Operations



Darren Wood
Vehicle Serviceability Manager

The information contained in McLaren bulletins is for internal use only by McLaren Authorised Retailers and must not be published on external websites or social media forums etc.

Part numbers listed in McLaren bulletins are for reference only. Always check with the parts department to verify the latest part numbers.

All bulletins (Information/Campaign/Recall) issued by McLaren Automotive Limited ("McLaren") are intended only for use by technicians who have attended McLaren technical training courses. McLaren trained technicians have the equipment, tools, safety instructions and the know how to perform the job properly and safely. McLaren bulletins are written to inform McLaren technicians of conditions that may occur on some McLaren vehicles, or to provide information that could assist diagnosing a McLaren vehicle. Part numbers listed in McLaren bulletins are for reference only. Always check with the parts department to verify the latest part numbers.